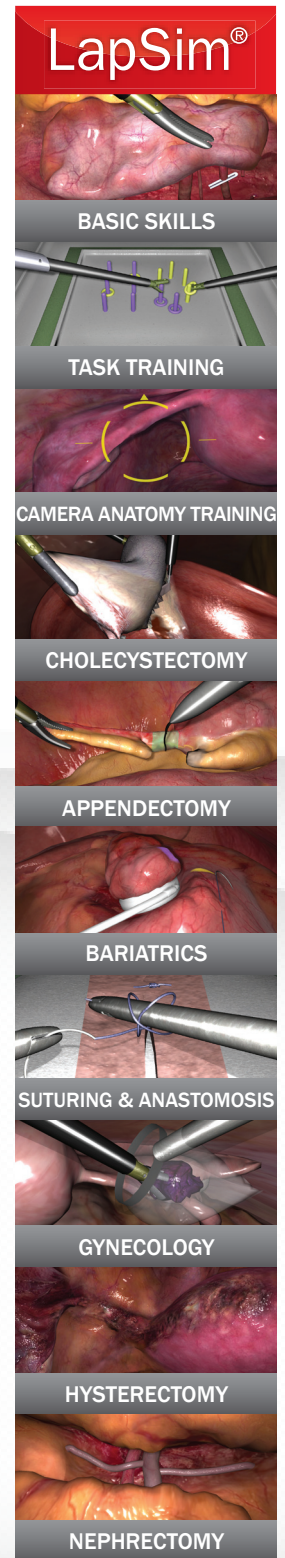


Virtual Training. Proven Results.



Customized coursework. Dynamic assessment.

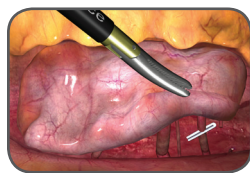
High-performance laparoscopic skills come only with repetition. With LapSim®, techniques and complete procedures can be practiced again and again at increasing levels of difficulty, with thousands of new challenges, scenarios and complications to make each experience unique. Each exercise is digitally recorded with detailed metrics, statistics and video debriefing, providing both immediate and long-term skill development feedback.

The LapSim System

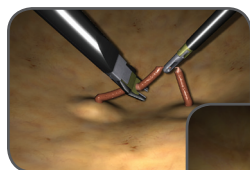
The LapSim System includes a Haptic or Non-Haptic hardware interface with LapCam; Basic Skills, Task Training and Camera Anatomy Training software modules; all necessary computer and monitor hardware; and a height-adjustable rolling cart to house the system.

LapSim Core Software Modules:

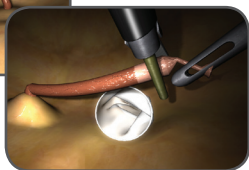
The LapSim **BASIC SKILLS** software module includes 13 exercises: Camera Navigation, Coordination, Lifting & Grasping, Clip Applying, Instrument Navigation, Grasping, Cutting, Fine Dissection, Bowel Handling, Precision & Speed, Suturing, Seal & Cut, and Catheter Insertion.



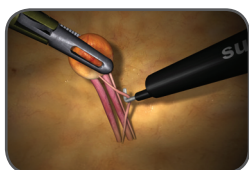
NEW! Seal & Cut



Clip Applying

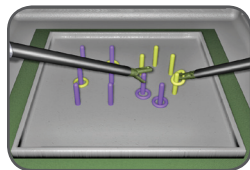


Cutting



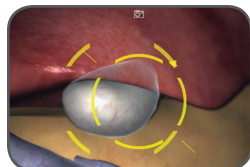
Fine Dissection

TASK TRAINING exercises include Peg Transfer, Pattern Cutting, Ligating Loop and Intracorporeal Suturing.



Peg Transfer

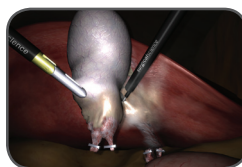
CAMERA ANATOMY TRAINING exercises include Abdominal and Pelvic courses.



Abdominal

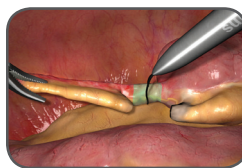
Additional LapSim Software Modules:

CHOLECYSTECTOMY



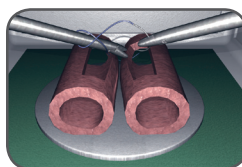
Featuring SimPraxis™, an integrated cognitive skills trainer, this module simulates each procedural step, from clipping the cystic duct to removing the gall bladder.

APPENDECTOMY



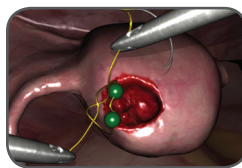
Simulates various approaches to appendectomy including loop technique, single and dual stapling techniques and optional stapling techniques.

SUTURING & ANASTOMOSIS



Features a progressively complex, stepwise approach to suturing and knot tying techniques.

GYNECOLOGY



Includes cutting edge simulations of four procedures: Tubal occlusion, Salpingectomy, Salpingostomy, Myoma suturing.

HYSTERECTOMY

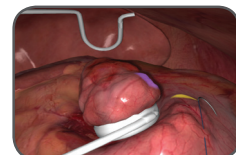


Featuring SimPraxis, an integrated cognitive skills trainer, this module includes right and left uterine artery dissection, vaginal cuff opening, and suturing of the cuff after removal of the uterus.

NEW SOFTWARE MODULES



NEPHRECTOMY



BARIATRICS

Proven Benefits of LapSim® Training

Proven Skill Transference from VR to OR

LapSim is the only virtual training system proven to improve OR performance. In fact, multiple randomized published studies have demonstrated that the skills practiced during both short-term and long-term training with LapSim are directly transferable to the operating room.

VR TRAINING LEADS TO FEWER ERRORS AND OPERATING TIMES

CLINICAL

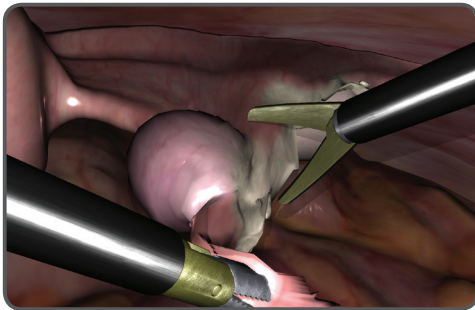
STUDY:

“Effect of virtual reality training on laparoscopic surgery: randomized controlled trial”

Performed

by Christian R Larsen, Jette L Soerensen, Teodor P Grantcharov, Torur Dalsgaard, Lars Schouenborg, Christian Ottosen, Torben V Schroeder, Bent S Ottesen
Published in BMJ 2009; 338:b1802 (e-publication, May 14, 2009)

RESULTS: After 6 hours of virtual reality-based LapSim training, the performance level of novices increased to that of a laparoscopist with 20-50 case experiences and halved the time needed to complete the procedure.



Picture from the Salpingectomy procedure in LapSim.
See the video on YouTube:
<http://www.youtube.com/surgicalscience>

VR WARM-UP IMPROVES OR PERFORMANCE

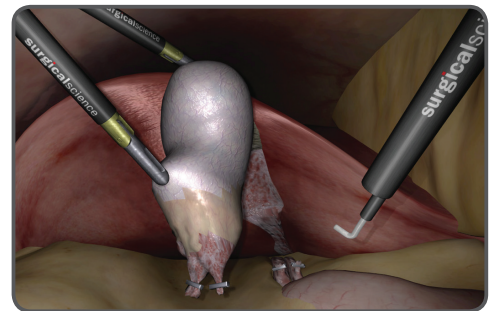
CLINICAL STUDY: “Warm-up in a virtual reality environment improves performance in the operating room”

Performed by Dan Calatayud, MD; Sonal Arora, MBBS; Rajesh

Aggarwal, PhD; Irina Kruglikova, MD; Svend Schulze, DSc; Peter Funch-Jensen, DSc; and Teodor Grantcharov, PhD

Published in Annals of Surgery, June 2010

RESULTS: Brief (15 minute), pre-surgical warm-up on LapSim significantly improved the performance of surgeons conducting a laparoscopic cholecystectomy in the OR, leading to improved procedural outcomes, improved patient safety and better utilization of OR resources.



Picture from the Cholecystectomy procedure in LapSim.
See the video on YouTube:
<http://www.youtube.com/surgicalscience>

Proven More Cost-effective than Conventional Training

**LapSim Return on
Investment =
3.2 years***

According to the Annals of Surgery, “training on VR simulators [is] more cost-effective than conventional residency training ... for residency programs with more than 10 trainees.”

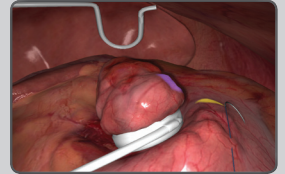
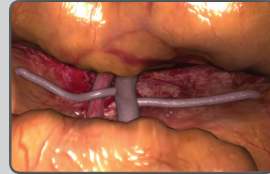
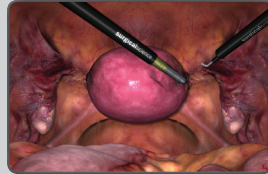
**Annals of Surgery, Volume 255, Number 5, May 2012*

Updates & Support: Keeping You on the Cutting Edge

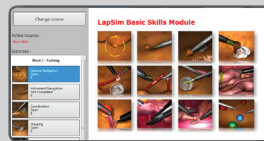
A big part of delivering on our commitment to advancing the field of medical simulation training is making sure our software is constantly evolving, improving and available to our users without any hassle.

That's why we take full responsibility for keeping LapSim up-to-date with the most current software version available. Subscribers to our Update & Support agreement receive substantial upgrades at least once a year, including improved software and new training simulations.

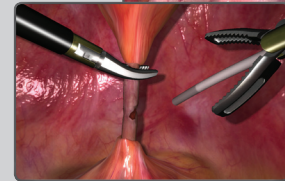
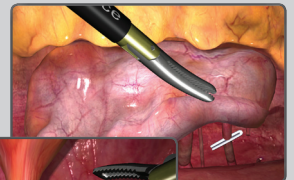
Recent LapSim updates have incorporated more than 50 NEW features including:



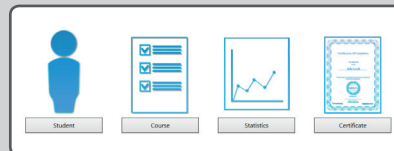
New Modules: Hysterectomy, Nephrectomy, Bariatrics



New touchscreen functionality



New Exercises:
Seal & Cut, Catheter Insertion



Improved User interface

surgicalscience

The global leader in medical simulation training, Surgical Science offers the only laparoscopic virtual reality system proven to improve performance in the operating room. Using the most advanced modeling technology, validated curricula, uniquely flexible scenarios and challenges, and an intuitive user interface, Surgical Science is committed to enhancing performance through practice.

www.SurgicalScience.com

info@SurgicalScience.com



World Headquarters

Surgical Science Sweden AB
Haraldsgatan 5
413 14 Göteborg
SWEDEN

Americas Headquarters

Surgical Science Inc.
7831 Bush Lake RD E, Suite 100
Minneapolis, MN 55439
USA

Latin America Territory Office

Surgical Science Latin America
Avenida Santa Fe #495
Colonia Cruz Manca, D.F. 05349
MEXICO

Canada Territory Office

Surgical Science Canada Inc.
2 Bloor Street W Suite 2120
Toronto, ON M4W 3E2
CANADA